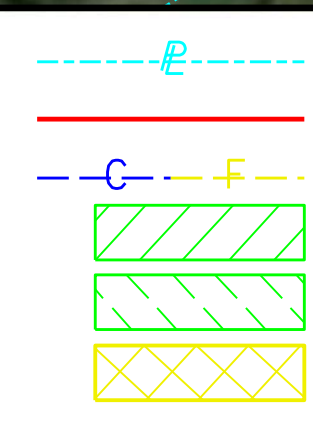
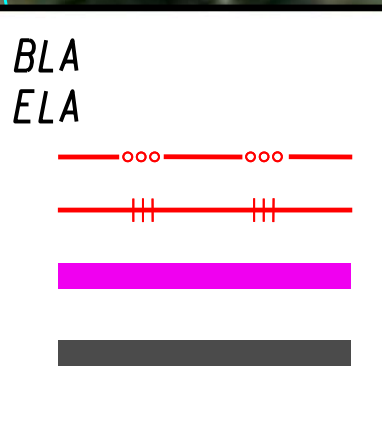


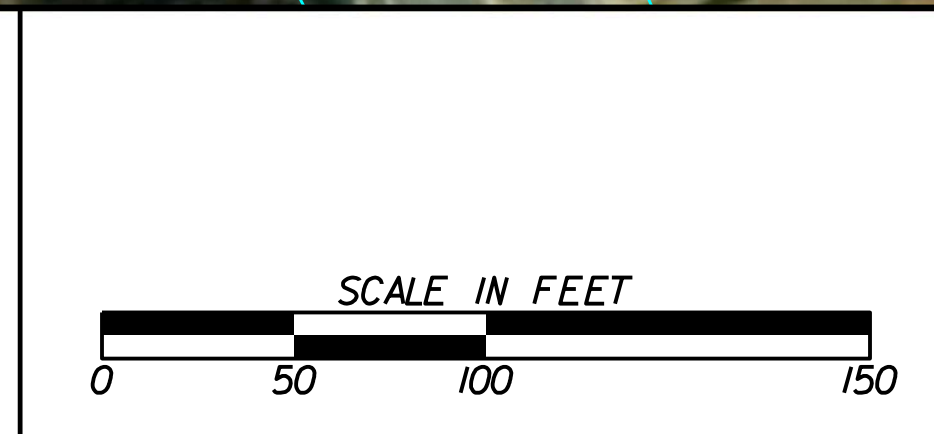
PROPERTY AND EXISTING R/W LINE
 REQUIRED R/W LINE
 CONSTRUCTION LIMITS
 EASEMENT FOR CONSTR
 & MAINTENANCE OF SLOPES
 EASEMENT FOR CONSTR OF SLOPES
 EASEMENT FOR CONSTR OF DRIVES



BEGIN LIMIT OF ACCESS.....BLA
 END LIMIT OF ACCESS.....ELA
 REQ'D LIMIT OF ACCESS
 REQ'D LIMIT OF ACCESS & R/W
 PAVEMENT RESURFACING
 FULL DEPTH PAVEMENT CONSTRUCTION



Keck+Wood
 COLLABORATION BY DESIGN
 3090 Premiere Parkway, Suite 200
 Duluth, GA 30097
 (678) 417-4000 keckwood.com



REVISION DATES		

CONCEPT LAYOUT
 INTERSECTION #9
 SAFETY CONCEPT - HOLLY SPRINGS PARKWAY
 @ EAST CHEROKEE DRIVE

CHECKED:	DATE:	DRAWING No.
BACKCHECKED:	DATE:	01
CORRECTED:	DATE:	
VERIFIED:	DATE:	